

STERILE SERVICES

Without the work of the Sterile Services team the equipment and medical instruments used in surgery could be potentially life threatening rather than life saving. We are important in the operating chain and one which patient safety depends upon.

This is why our caring and talented team are important to the safety of patients and medical staff alike. We ensure the sterility of re-usable medical instruments and reducing the risk of infection.

- The department frequently reprocesses over 20,000 medical devices each month.
- We deal with 2000 different kinds of surgical instruments, ranging from the basic scissor to the latest in surgical innovation.
- Every instrument is tracked and followed throughout the cycle, so we know where and what patient they have been used on.
- Our service expands to deal with instruments from local GP surgeries and podiatry and dental clinics.
- As well as processing all these instruments, we also organise repairs and the ordering of new instruments.

LEGISLATIVE CRITERIA

We have to follow legal Guidelines, which include some of the documents below:

- Health Care Act 2006
- Care Quality Commission's core standard 4c
- Medical Device Directive 93/42
- Health Service Circular – Decontamination of medical devices (HSC 2000(32))
- Sterilization of health care products EN ISO 17664

HDFT Sterile Services has followed these since 1997, being one of the first in the country to obtain this award and recognition. The department is checked yearly by external auditor SGS to make sure our standards remain high.

How to contact us:

Manager:
Melanie Davies
(01423 555372)

Deputy Manager:
Clare Cressey
(01423 557464)

E-mail: melanie.davies@hdft.nhs.uk

We are open:

Monday to Friday: 6:00am - 11:00pm.
Weekends and Bank Holidays 8.00am - 5.30pm.

Harrogate and District **NHS**
NHS Foundation Trust

Sterile Services
Harrogate District Hospital
Lancaster Park Road

Illustrations by Nick Burgoyne, SSD

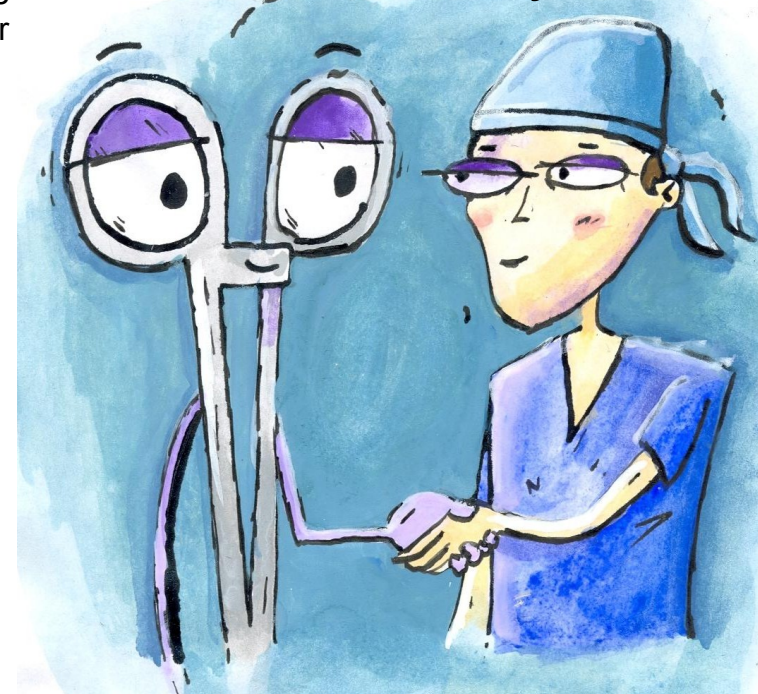
This leaflet is available in an easy-read format.
For information, contact Melanie Davies.

Version 2.
PICG approved 07/04/2011. Updated 29/01/2011.

Harrogate and District **NHS**
NHS Foundation Trust

ARE MY INSTRUMENTS CLEAN?

What happens to medical instruments before they are used?




STERILE SERVICES

SO WHAT HAPPENS?

Here is a brief look at the road to sterilising an instrument.

The patient.



STERILIZATION

Wrapped to keep them sealed, the instruments are then subjected to steam heat of 134°C. This sterilizes the instruments, meaning that they will be germ free until they are used.



Transported

HISTORY

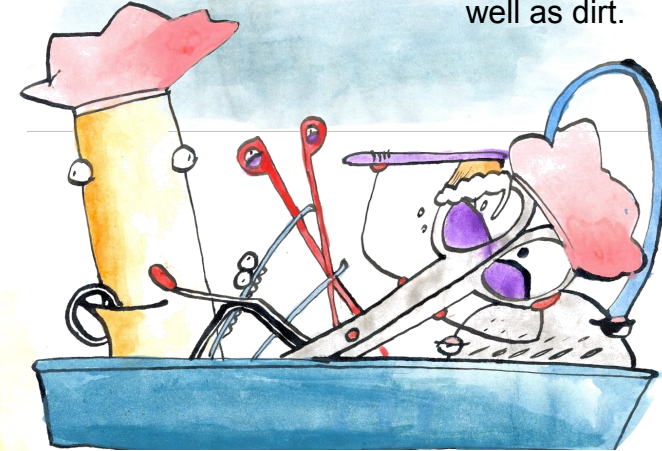
An overview of the history behind medical sterilization.

- 1847- Hungarian physician Ignatz Semmelweis discovered that doctors were spreading infection by not washing their hands. The new practice dropped mortality to below 1%.
- 1860- French chemist Louis Pasteur said that germs were responsible for illness. It took a long time for this to be accepted.
- 1861- British surgeon Joseph Lister developed anti-septic surgery—Cleaning and dressing wounds as well as the air around it.
- 1878- German physician Robert Koch discovered that steam could be used to sterilize and reduce infection.
- 1939- During World War two, sterilisation facilities were developed.
- 1997- This department moved from Scotton Banks and became part of Harrogate District Hospital Site.




DISINFECTION

Here the instruments are received and prepared for the washer disinfectors. They are like huge dishwashers that remove bacteria as well as dirt.



In the washers they are disinfected at 90-95°C. Although very hot, this does not remove all bacteria. It does however make them safe to handle.



This is the cleanest room in the department. Here, trained and qualified staff make sure that all instruments are spotless, in condition and available for when they're needed.