

Having an eye test in hospital

Easy Read Patient Information Leaflet



1.
Please bring your glasses
and the repeat prescription
list of medicines that you
take.



2.
You will need to hand your
letter to the Reception staff
sat at the desk.



3.
You can sit in the waiting
room until the nurse calls
your name.

Having an eye test in hospital

Easy Read Information Leaflet



4.

- The nurse will take you to the eye testing room.
- A family member or friend can also be there to



5.

- You will need to read letters on a chart with one eye covered.
- This is a long distance



6.

- You need to do this for both eyes.


Having an eye test in hospital

Easy Read Information Leaflet



7.

- You will have different tests done to check your eyes.
- The nurse will tell you



Having an eye test in hospital

Easy Read Information Leaflet



8.

- You are now ready to see the doctor.
- You can sit in the waiting room until the doctor calls you.



9.

- The doctor will put some drops into your eyes.
- The drops will make your eyes go numb for the rest of the tests.

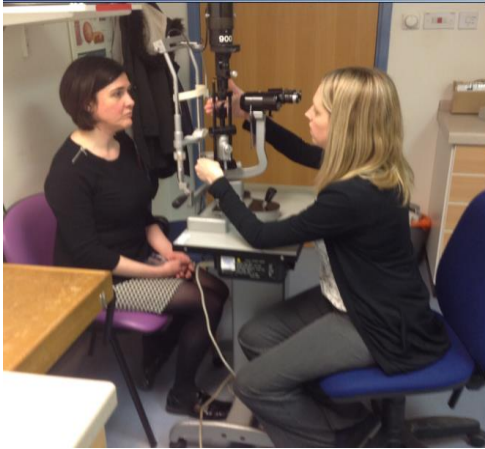


10.

- The doctor may place a machine against your eyeball.
- It measures how thick

Having an eye test in hospital

Easy Read Information Leaflet



11.

- The doctor will then check your eyes using a special machine.
- You will need to rest your head against it and



12.

- You may also have more drops put in your eyes.
- The drops will help

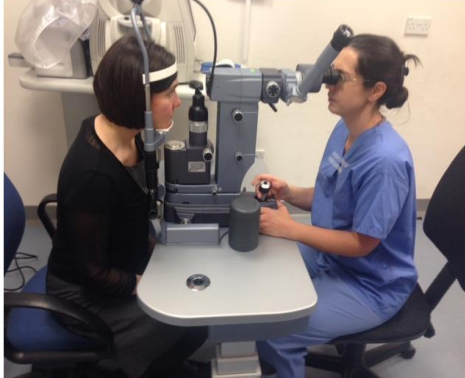


13.

- You can sit back in the waiting room until they call your name again.

Having an eye test in hospital

Easy Read Information Leaflet



14.

- You may need a treatment with a LASER in the clinic.



15.

- At the end of the appointment, the doctor will tell you what has been found, and what else can be done.

If you require this information in an alternative language or format (such as Braille, audiotape or large print) please ask the